

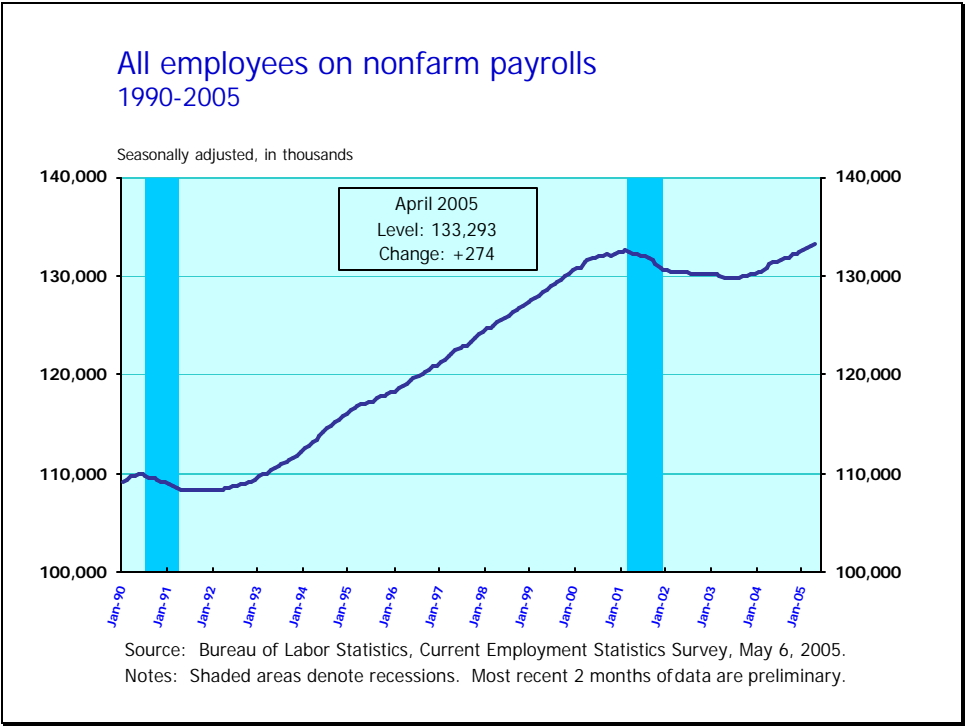


Current Employment Statistics

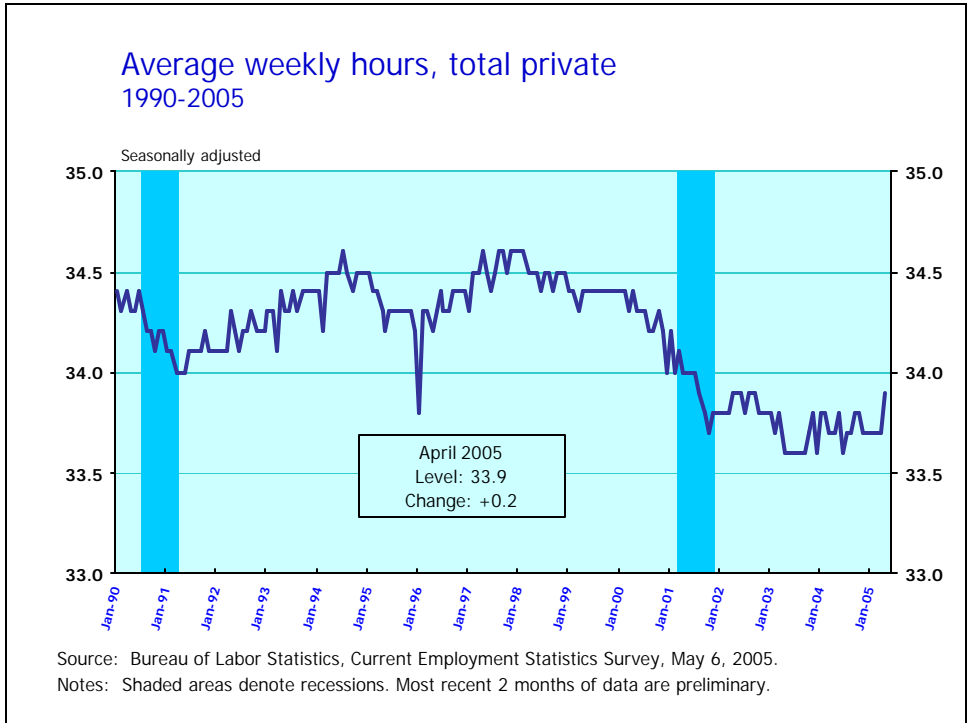
Highlights

April 2005

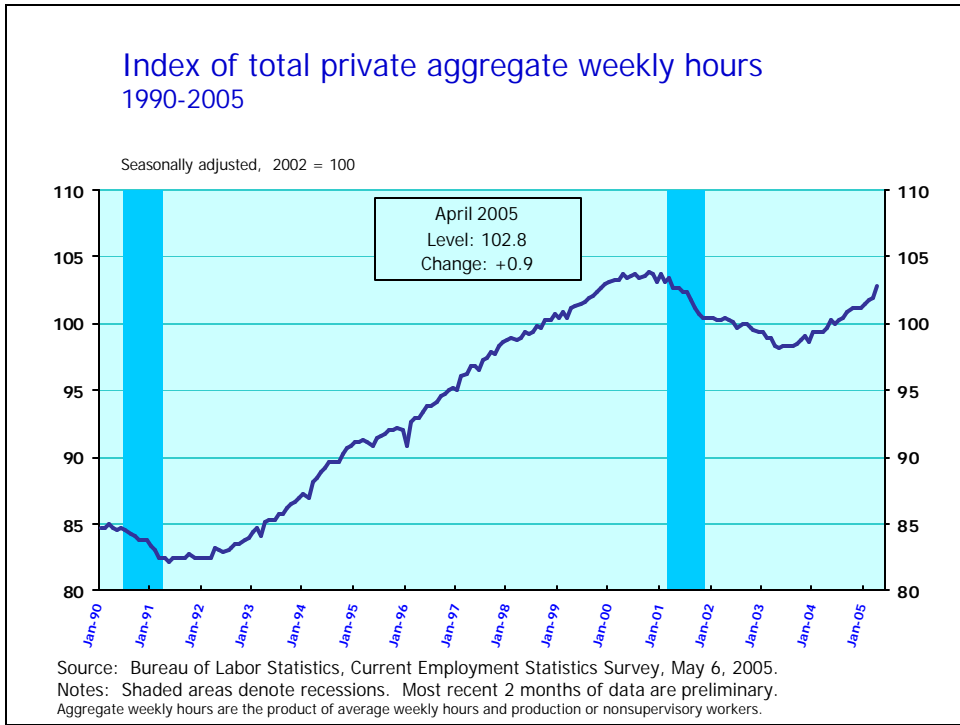
Bureau of Labor Statistics
May 6, 2005



- Nonfarm payroll employment rose by 274,000 in April 2005, following a gain of 146,000 in March. Since the most recent employment low in May 2003, almost 3.5 million jobs have been added to payrolls, and national employment is now 747,000 above its previous peak.

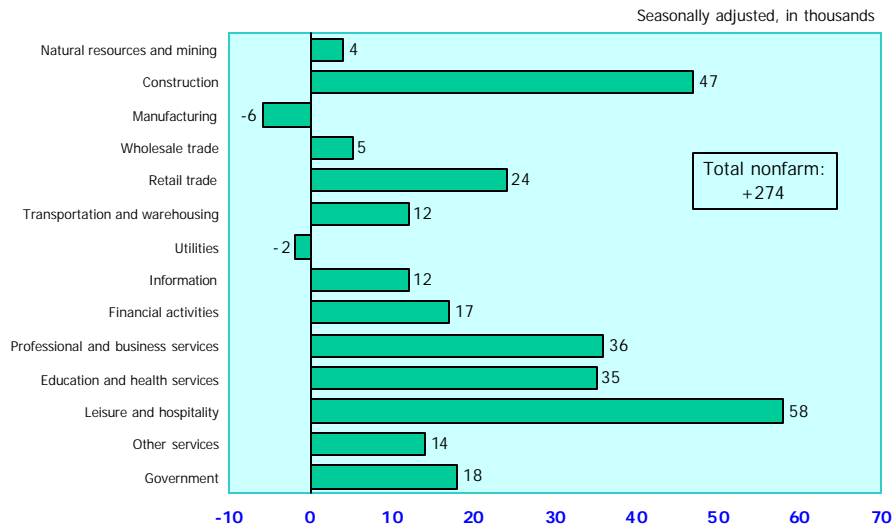


- Average weekly hours of production or nonsupervisory workers on private nonfarm payrolls increased by 0.2 hour to 33.9, seasonally adjusted, matching the prior peak level in September 2002.
- Average hourly earnings of production or nonsupervisory workers on private nonfarm payrolls rose by 5 cents in April to \$16.00, seasonally adjusted. Average weekly earnings increased by 0.9 percent over the month to \$542.40.



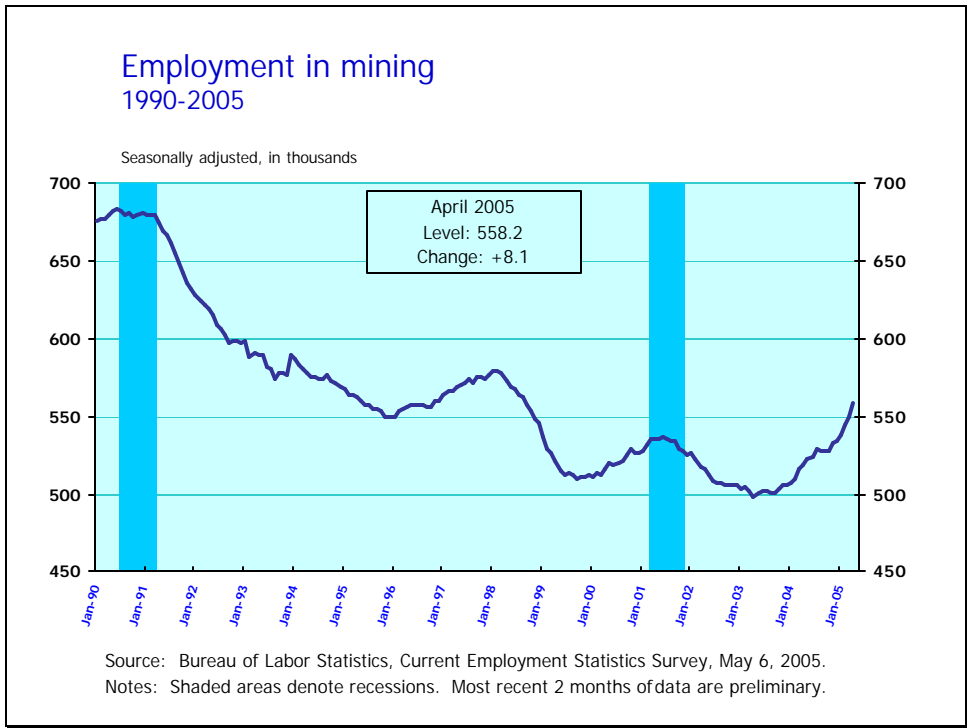
- The index of aggregate weekly hours of production or nonsupervisory workers on private nonfarm payrolls increased by 0.9 percent to 102.8 (2002=100) in April, its highest level since March 2001. Since its most recent trough in May 2003, the index has increased by nearly 4.7 percent, although it still has not fully recovered to its prior peak level.
- Factoring in the 5 cent increase in average hourly earnings, the index of aggregate weekly payrolls of production or nonsupervisory workers grew by 1.2 percent to 110.1 (2002=100). This is the largest one-month percent change in this series since February 1997.

Employment in total nonfarm and supersectors Over-the-month change, April 2005

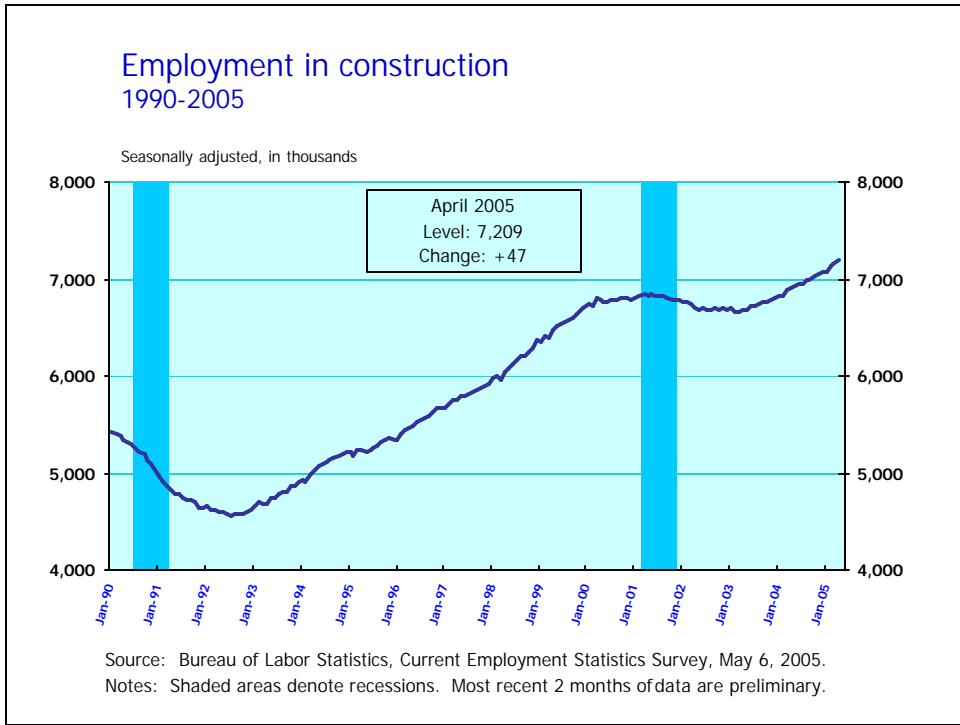


Source: Bureau of Labor Statistics, Current Employment Statistics Survey, May 6, 2005.
Note: Data are preliminary.

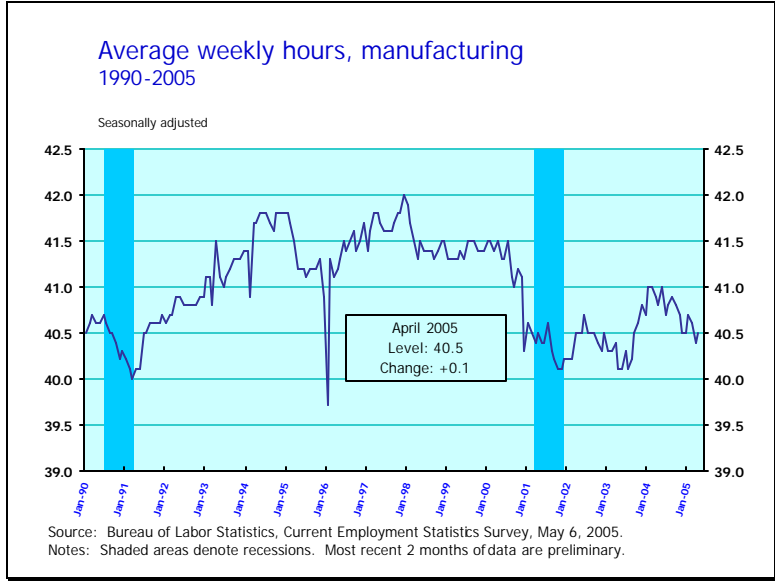
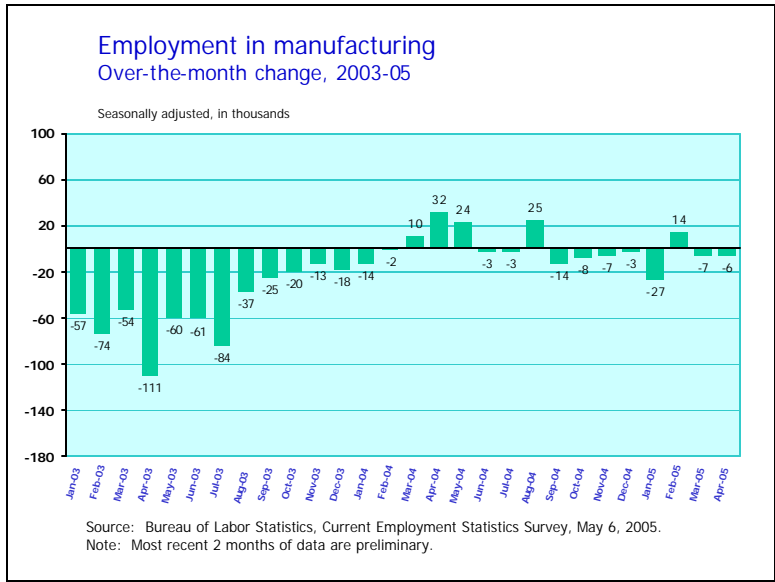
- In April, employment growth was widespread, with the largest gains occurring in leisure and hospitality, construction, professional and business services, and education and health services. No significant losses occurred in any sector.
- Among the goods-producing industries, construction employment rose by 47,000, and mining added 8,000 jobs. Manufacturing employment was essentially unchanged both in April and over the year.



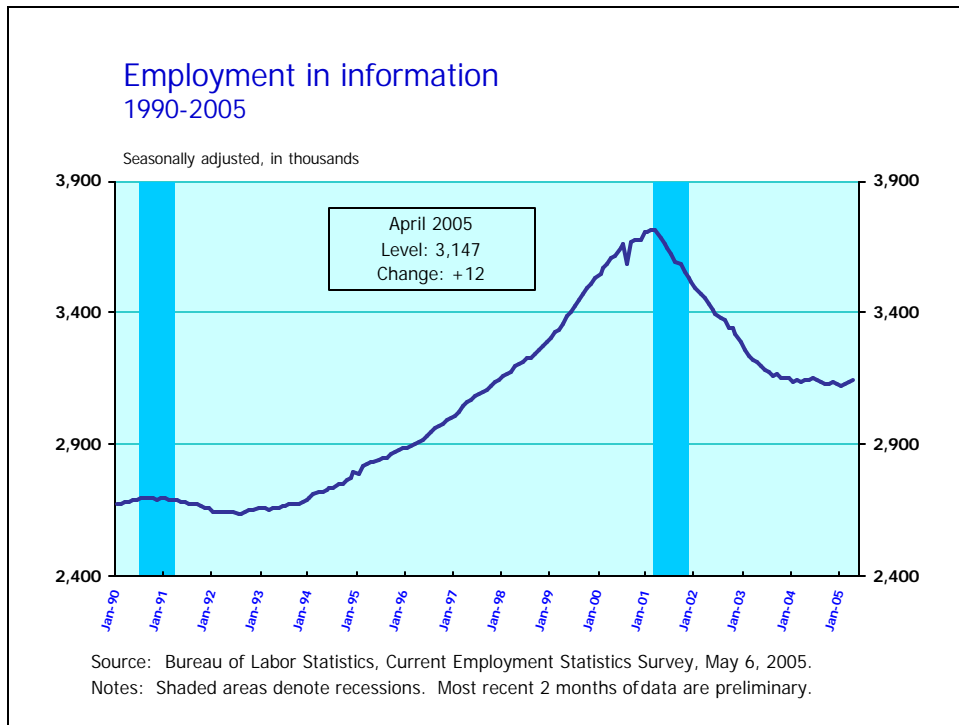
- Mining payrolls increased by 8,000 jobs in April, continuing this industry’s trend of accelerating growth. Since the most recent trough in April 2003, employment has risen by about 59,000, surpassing the prior peak level.
- Mining, except oil and gas accounted for 2,400 of the job gain. The majority of this job gain came within nonmetallic mineral mining and quarrying.
- Support activities for mining increased by 5,200 jobs. This industry includes companies that work on a contract or fee basis for mine or oil and gas field owners. A sustained period of high oil prices coupled with increased U.S. and world-wide demand for commodities has likely helped to fuel employment growth within these industries.



- Construction employment increased by 47,000 in April, well above the industry’s average monthly gain of 22,000 jobs for the prior 12-month period. Since March 2003, when employment reached a trough, 551,000 workers have been added to construction payrolls—an increase of 8.3 percent.
- Gains within construction occurred largely within specialty trade contractors, which added 40,000 jobs in April. Since its most recent low point in May 2002, this industry has added over 400,000 jobs.

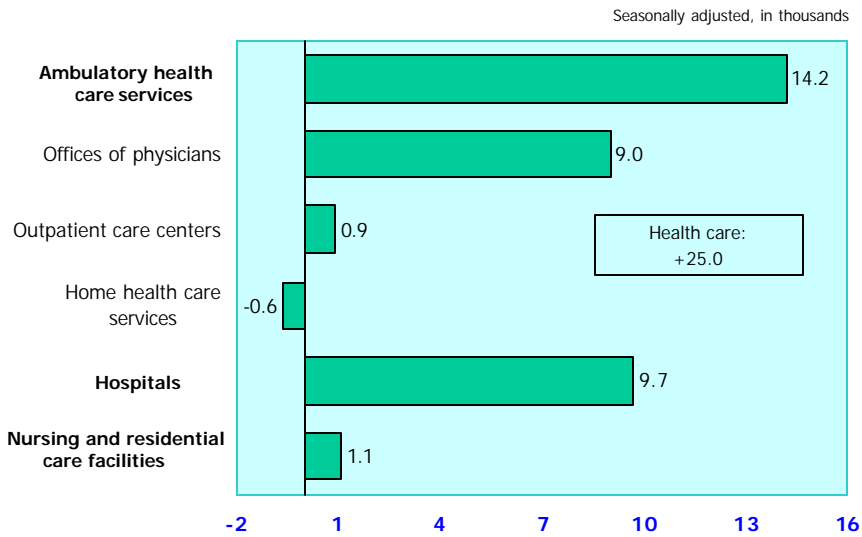


- Manufacturing employment was little changed in April and over the year. Significant losses in furniture and related product manufacturing, and paper manufacturing were mostly offset by small movements within other manufacturing industries.
- The manufacturing workweek edged up by one-tenth of an hour over the month, although it is still one-half hour below the prior peak level in May 2004. Factory overtime held at 4.5 hours for the month.



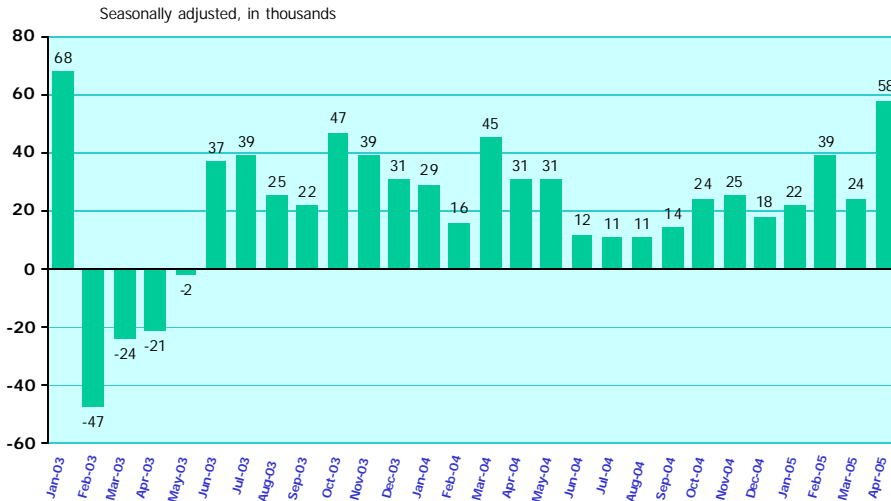
- The information industry experienced relatively strong employment growth in April, adding 12,000 jobs, well above the prior flat trend. So far in 2005, information has added 20,000 jobs to payrolls, a significant gain when compared to the sector's long-term trend of job loss.
- Job gains occurred within motion picture and sound recording industries, and telecommunications. The addition of 6,700 jobs in telecommunications is in contrast to the prior 12-month average loss of 1,900 jobs. Even though the wired telecommunications industry has accounted for more job losses than any other industry in the information sector in the past 4 years, it has recently stabilized. In contrast, cable and other program distribution and telecommunications resellers employment has accelerated.

Employment in health care Over-the-month change, April 2005



- Health care employment increased by 25,000 in April, slightly above trend when compared to the prior year. Over the year, employment is up 240,000.
- The job gain within health care was concentrated in hospitals (10,000) and doctors' offices (9,000).

Employment in leisure and hospitality Over-the-month change, 2003-05



Source: Bureau of Labor Statistics, Current Employment Statistics Survey, May 6, 2005.
Note: Most recent 2 months of data are preliminary.

- Leisure and hospitality added 58,000 jobs in April, a gain considerably above its prior 12-month average of about 22,000 jobs. This industry has added 823,000 jobs since reaching a trough in June 2002, and food services accounted for over 80 percent of that gain.
- Job growth was concentrated in food services and drinking places in April with the addition of 35,000 jobs to payrolls.